



Nurturing Creative Academic Achievement

“March Mania”[®]

March 15 - April 5, 2010

A multi-subject enrichment program
for the NCAA Tournament on the
Road to the Final Four in
Indianapolis



TIMES UNION



N.C.A.A.--Nurturing Creative Academic Achievement at the “Big Dance”

Dear **TIMES UNION** NIE Teacher:

Using the match-ups as they are reported in the **TIMES UNION** on Monday, March 15th, put a basketball on the wall map to show the location of the home city of each of the 64 teams. You must have a United States atlas to locate the city of each team in the tournament and THE WORLD ALMANAC-2010, pages 397-412. Stick on 32 stars to indicate the first round winners, then 16 hearts, then eight(8) smile faces, then four(4) spotlights, then two(2) diamonds and finally one(1) crown for the “King of the Big Dance”. (See page 25) See THE WORLD ALMANAC-2010, pages 891-892 for team names.

WHICH TEAMS DIDN'T MAKE THE CUT?

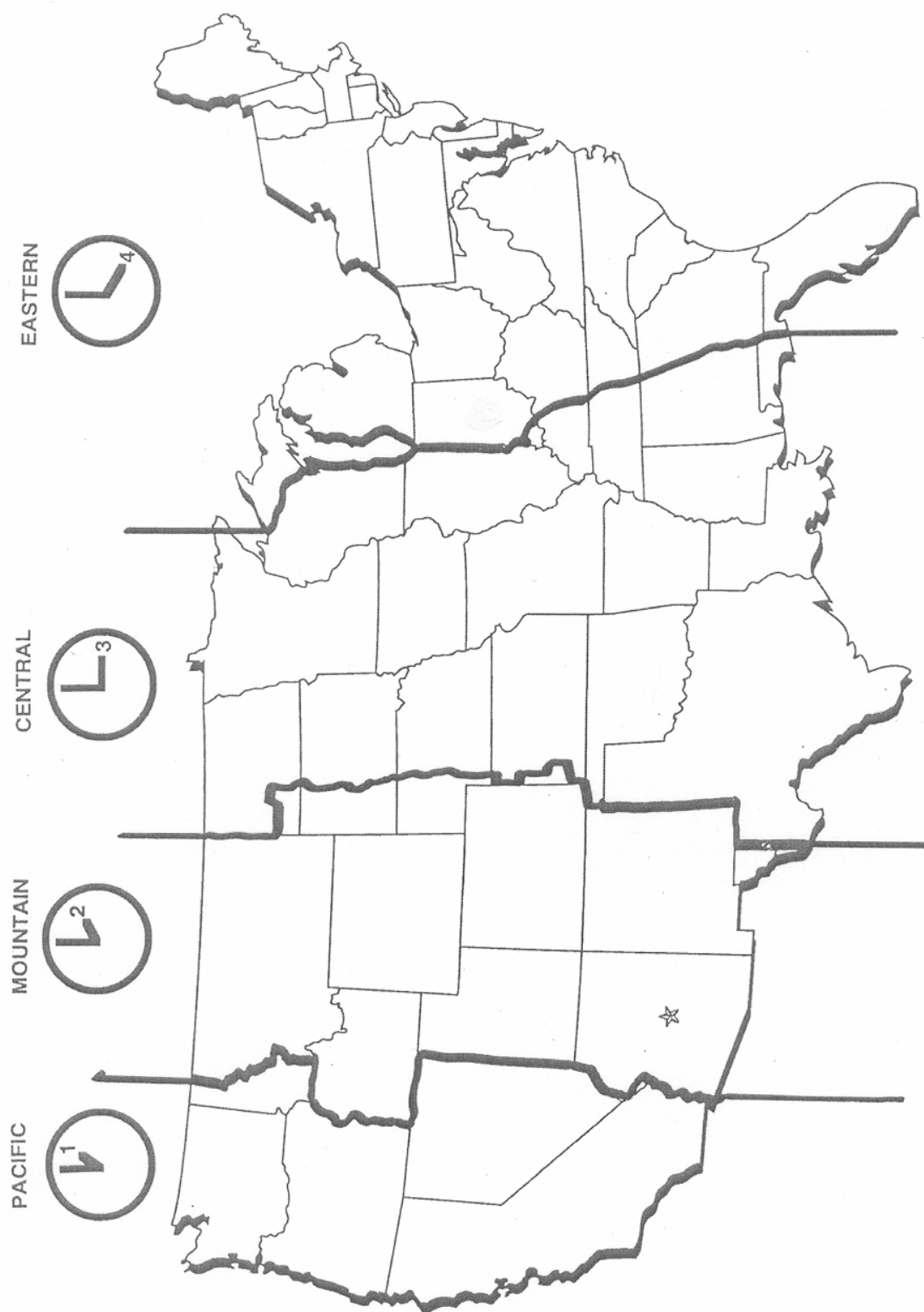
When the results of “Selection Sunday” are known on Sunday night, there will be wails of anguish, disgust and total disbelief emanating from college campuses and hard-core fans because their team was not one of the 34 “At-large” selections.



On Monday, March 15th, read comments in the **TIMES UNION** for a critical thinking exercise for the students to decide who was justified and who was juked. In 2009 it was Creighton, Penn State, San Diego State and St. Mary's. Many sports people were totally irate that St. Mary's didn't make it and Arizona, for 25 consecutive years, did. On whom did the grim reaper exact his toll in 2010? Your opinions please!

“These are the times that try men's souls.”

Winston Churchill's comment on Russia describes the selection process well, “. . . a riddle, wrapped in a mystery, inside an enigma.”



TIME ZONE MAP

Look for **positive/negative** comments about mid-majors during the tournament. They have banded together to get a taste of the Sweet 16 to the shock of majors. Shakespeare stated in HENRY V, "From this day to the ending of the world, but we in it shall be remembered. We few, we happy few, we band of brothers."

TIME ZONES

Of the eight cities where 1st and 2nd round games are played, which cities are in the Eastern Time Zone? Buffalo, Jacksonville, Providence
The Central Time Zone? Milwaukee, New Orleans, Oklahoma City
The Mountain Time Zone? Not represented
The Pacific Time Zone? San Jose, Spokane

Go through the list of 64 teams sometime during the week of March 15th, and place a "W" by the teams playing within their own time zone. Place a "1" by the teams traveling one time zone away, a "2" for two, and a "3" for three zones away. Phoenix is "starred" to show that Arizona never goes on Daylight Savings Time.

SEEDING

What is meant by seeding? Teams are ranked as to which one is judged to be best, second best, third best, etc. The best team is "planted" or seeded in the top bracket against the poorest team. The next best team is seeded in the lower bracket against the next poorest team, etc. If all goes as planned without any upsets, the first and second ranked teams will play each other in the **Elite Eight** regional games. Fans always question the experts in "seedology".

With 16 teams representing each region, #1 and #16 would be seeded against each other, 2 and 15, 3 and 14, 4 and 13, etc. Of course, the seeding and the ranking are always objected to by "experts" or partisans of a particular team.

Seeding of teams began in 1979. When the seeding spots in the **Sweet 16** were added up in 2009, the total of 49 was the lowest ever. The highest seed total for the **Sweet 16** was 89 in 1986, when three double-digit seeds made it. What will be the total in 2010?

WHICH STUDENT IN EACH CLASSROOM CAN PICK THE BEST?

The tournament field will appear in the **TIMES UNION** on Monday, March 15th, after "**Selection Sunday**". Have students become bracketologists to pick the winner of each game down to the championship. **Award a prize** to the student picking the best out of the 63 games played. This will intensify interest.

This will be like playing the lottery as most students will have NO idea regarding the competency of the 64 teams involved, so stress that this is a fun guessing game and attempt to get the family involved. Turn in by Thursday morning.

Have students take Monday's **TIMES UNION** home showing the tournament pairings. Ask mom and dad, family members, knowledgeable neighbors or a Quija Board to assist in picking the most winners of the 63 games.

Students may enter only once. (A junior high or senior high school student shall not be able to enter in two or three different classrooms.)

Seeding and winning: Villanova, as an 8th seed, was the lowest seed ever to win



Thanks to Jeff Stahl, the CINCINNATI ENQUIRER and USA TODAY

the tournament. Since 1979, the championships won by seeds are: #1 = 17, #2 = 6, #3 = 4, #4 = 1, #6 = 2, #8 = 1. What seed # will win in 2010?

GEOGRAPHY ACTIVITIES

Make several copies of the enclosed United States map to be used to indicate how many states are represented by the 64, 32, 16, 8, 4, and 2 teams.

Will you have one member of the class coloring one map to be posted in the classroom, or will you have each member of the class coloring his/her own map for each round of the tournament? Suggestion: Have the class members coloring their own maps, possibly as a homework assignment. This may be some good public relations, and students will learn something about the name and location of states. The colors suggested are optional.

Use red to color the states that are represented by the original 64 teams.
How many teams are from state capitals? ___ (nine in 2009)

After the 1st round of games, use green to color the states representing the 32 winners. How many teams now are from state capitals? ___

Color in blue the states represented by the Sweet 16 or 3rd round teams.
How many Sweet 16 teams are from state capitals? ___

Color in orange the states represented by the Elite Eight teams
How many Elite Eight teams are from state capitals? ___

Did any state have **seven**(7) teams represented in the tournament? yes/**NO**
It happened for the first time in NCAA history with California in 2002.

Do any states have **six**(6) teams represented in the tournament? yes/**NO**
Name the state(s)

Do any states have **five**(5) teams going to the "Big Dance"? **YES**/no
Name the state(s). (Ohio)

United States of America



Name the states with **four** teams participating in March Madness.(Four in 2009)

Identify the states with **three** teams participating.(Four states in 2009)

Two teams.(Eight states in 2009, plus D.C.) **One** team(15 states in 2009).

To have some fun with state identification, try this URL: <http://tinyurl.com/6p6qqj>

State Standards of Learning expect students to interpret the legend/key of a map.

What better way to teach this than to have a class developing their own legend as the tournament progresses? See page 25.

Do the city matching geography quiz sometime this week! See page 28.

DECADES of DROUGHT: Army, The Citadel, Northwestern, St. Francis(N.Y.) and William & Mary have been waiting for six decades to make the “Big Dance”. There is a chance Northwestern and William & Mary will make the tournament. Did they?

WORLD GEOGRAPHY: How many players in the tournament are from outside the United States? Find out from reading the **TIMES UNION**, or research it at <http://sportsillustrated.cnn.com/basketball/ncaa/men/rosters/>.

Examples are: Australia, Lithuania, Croatia, Mali, Brazil, South Africa, Cameroon, Serbia, Nigeria, Germany, China, Senegal, Kosovo, Belarus, Turkey, Sweden and Canada.

The above website is good, but for more precise information assign each student to Google the athletic department of two or three of the 64 tournament teams and scan the roster of each team to compile a list of foreign countries. **Locate these countries on a world map.**

HISTORY: How many mascot names have historical implications? Spartans, Trojans, Illini, Irish, Tar Heels, Sooners, Longhorns, Volunteers, Toreros, Terrapins, Quakers, Golden Bears, Dayton Flyers, Ducks, Seminoles, Mountaineers, Ragin’ Cajuns, Minutemen, Jayhawks, Hawkeyes, Shockers, Gaels, Boilermakers, Patriots, Retrievers and Salukis. Discuss the history of these teams and states. Salukis are Egyptian hunting dogs.

The Trojans and Spartans did battle each other in the 2nd round in 2009.

NCAA HISTORY: On March 19, 1966, Texas Western (now UT El Paso) won the NCAA Tournament by defeating Kentucky 72-65. What was it about this game that made it become a part of NCAA history?

LANGUAGE ARTS ACTIVITIES

CLASSIFICATION & OUTLINING: Outlining is a required standard-based activity in every state. Classify the mascot names. See page 31.

SELECTING CREATIVE VERBS: Use mascot names to write creative headlines about game results. Wildcats claw. . .; Rams butt. . .; Longhorns gore. . .; Cowboys lasso. . . Musketeers slash. . .; Irish luck-out. . .; “Zags” zig. . .;

ELEMENTARY GRAMMAR for COLLEGE PLAYERS: Scan the sports pages for quotes from players and coaches that are grammatically challenged.

Examples:

Damion James of Texas on wear earrings, "If they're fake, ain't no point in wearing 'em."

"It's good early in the season to play a lot of ranked teams to see where we're at." B.J. Holmes, Texas A&M

"No, he ain't getting that shot off." Covan Brown, Texas

Not basketball, but too good to pass up. "We ain't gonna let nobody do that." Gerald McCoy of the Oklahoma Sooners football team.

See: www.nationalgrammarday.com National Grammar Day is/was March 4th.

GREATEST UPSET: A victory is considered an upset when a team wins that is seeded **five** or more places lower than the team they defeated. Which game will your class judge to be the biggest upset and/or most thrilling upset of the tournament? Did the big upset occur in a thrilling game? See **LOWER SEEDS WIN**--page 20.



BUZZER BEATERS: Not a buzzer beater, but Demetri Goodson hit a basket with 0.9 second remaining to give Gonzaga an 83-81 victory.

Not a buzzer beater, but Villanova's Scottie Reynolds shot a floater for the winning basket with 0.5 seconds left to defeat Pitt 78-76.

If the "Yellowjackets" lose on a last-second shot, is it a buzzer beating buzzer beater?

BUZZER DEFEATERS: Eric Maynor missed a 2-point shot at the buzzer to give UCLA a 65-64 win over VCU. Ironic that Maynor beat Duke with a Buzzer Beater in 2007.


Tennessee's Tyler Smith fired a 3-pointer at the buzzer that bounced off the rim allowing Oklahoma State to escape with a 77-75 victory.

Scottie Reynolds scored what proved to be the winner with 0.5 seconds remaining. Pitt's Lavance Fields took the inbound pass and launched a 65-footer that did hit the backboard as the buzzer sounded.

PERSONAL VICTORY or TEAM ACHIEVEMENT: Look for examples in the tournament. (Perhaps a lot of reading and research will be required.)

Read for references to any player(s) that "took it to another level", "played over their head" or "played outside themselves" to lead their team to victory. Who are the players that suddenly get taller, quicker and more accurate in the last two minutes of a game? Who are the go-to-guys on the teams that can dig down and get it when it is needed most?

In 2009, Freshman Kemba Walker, of UConn, had an outstanding game against the scrappy Missouri Tigers. A.J. Price told Walker, "You grew up today. You played like a man among boys."



"What lies behind us and what lies before us are small compared to what lies within us."---Emerson

Related to recruiting, a coach said, "There are three factors: A guy's size and speed, his athletic ability, and his character and intelligence."

For the latest information on team scoring, individual scoring, game recaps, Buzzer-beaters, buzzer-defeaters, etc. go to: www.ncaa.org On the left side, click on statistics & records, Click on men's basketball under Winter Sports. Click on Individual and Team National Statistics Ranking. Select Division I from the drop-down menu. Select Latest Reporting Week from the drop-down. Select the statistical category desired from the drop-downs. Or see: www.sportingnews.com. Click on college basketball.

INDIVIDUAL and TEAM DESPAIR or X's and O's or X's and WOES:

Individual gloom: Freshman Andre Dawkins' sister was killed in an automobile accident on December 5, 2009, en route to Duke to see him play.

Team gloom: On New Year's Day, four players from the then #14 ranked Tennessee Volunteers were stopped on campus for a traffic violation; and they were suspended on January 2, by Coach Bruce Pearl. Police found an open container of alcohol, an altered serial number on a handgun and marijuana in their car. See note on Team Achievement, page 7. Two players rejoined practice on Jan. 18, after serving their suspension.

Creative writing just for fun: Have the students write a sentence or two or a paragraph related to what New Year's resolutions Coach Pearl broke when he received the phone call regarding the arrest of his four players.

Teams' gloom: Read, research and listen to what is being said about perennial powers like **North Carolina**, **Louisville** and **UConn**(on the bubble) maybe not making the tournament. After their 2009 championship year, the Tar Heels may not make the NIT. North Carolina fell from the Top 25 on January 25th, for the first time since January 31, 2006, a span of 79 polls.

A foul performance and team despair: Which game results will be determined in the tournament of 2010 by "foul" shooting at the free-throw line? Have a couple of students watching closely and maybe chart the teams.

Several games in 2009 were lost at the F-T line, but the most egregious example was when Western Kentucky lost to Gonzaga 83-81, and WK was 5 – 14 or 36% from the line while Gonzaga was 14 – 19 or 74%. UCLA beat VCU 65-64, as UCLA was 17-19 or 90% at the line while VCU was 18-25.

In January of this year, Texas lost their first game of the year in the week they became #1 in the polls. They lost to Kansas State because of too many turnovers and going 9 – 22 at the free-throw line. The Longhorns compounded this loss with a 3-point loss to Baylor in overtime by going 19-31 at the line. Texas is shooting a woeful 62% from the line on the season. Will “foul” shooting at the foul-line be their Achilles’ Heel?

Highlights & Lowlights on the season:

The shot seen around the world. On February 16th, Isaiah Canaan of Murray State University hit a basket as the shot-clock expired while on his knees three feet inside the mid-court line.

TEAM ACHIEVEMENT – TEAM CHEMISTRY: On January 10th, while playing short handed, Tennessee upset #1 Kansas handing KU their first loss of the season. This game may be considered the most outstanding team achievement of the year.

Clip tournament pictures of joviality or despondency, and have students explain the height of glee or depth of despair. With verbal or written statements, have students present their opinions on any game they consider to be the most exciting or to be one of the most memorable. This is the highest level of critical thinking.

FRESHMEN PHENOMS: Who are the freshmen to watch? Jordan Hamilton & Xavier Henry, Kansas; Avery Bradley, Texas; Jared Sullinger, Ohio State; John Wall & DeMarcus Cousins, Kentucky; Derrick Favors, Georgia Tech; Lance Stephenson, Cincinnati; Brandon Triche, Syracuse.

Commission a couple of students to follow the progress of freshmen in the tournament, but especially freshmen of the top four-seeded teams in each bracket. Who continues to be an uncontrollable force? Who will wilt under the spotlight? John Wall is probably the most uncontrollable force so far.

Only two freshmen have scored 900 points in a season. Any this season?

Chris Jackson	965 pts, LSU,	1988-‘89
Kevin Durant	903 pts, Texas,	2006-’07

SCINTILLATING SENIORS: Scottie Reynolds-Villanova; Sherron Collins-Kansas; Jon Scheyer-Duke. What will be their career point totals at tournament’s end?

“Pistol” Pete Maravich holds the record of 3,667 points in his college career. Find information about the point total of any senior that may be within 500 of this total. 500 points??? That’s how remarkable Maravich’s record is. Books to read: “Maravich” also “Pistol:The Life of Pete Maravich”.

HISTORY MADE: When Kentucky became #1 in the January 25th poll, John Calipari became the first coach to lead three schools to the #1 ranking. The other schools were Memphis and University of Massachusetts. Four other coaches have led two schools to a #1 ranking. Frank McGuire, Ralph Miller, Eddie Sutton and Roy Williams.

Fast trip from the summit: On Monday, January 25, Kentucky was voted #1 in the nation. T-shirts were printed stating “BACK ON TOP” and sold for \$16.99.

On Tuesday, the 26th, South Carolina defeated Kentucky 68-62. Wonder how much the T-shirts were going for on Wednesday?

SUPER SUB: Which player coming off the bench will your class judge to have the greatest impact in the tournament? Who played outside of themselves? Might it be Kris Joseph of Syracuse? Gary Johnson of Texas?

Memphis' Robert Sallie was averaging 4.5 ppg, but came off the bench to score 35 points in a 84-76 victory. Sallie hit 10 3-pointers.

READING: Which team has had the most NCAA Tournament appearances?
Which team has had the most NCAA Tournament victories?
Most NCAA Tournament games? Most Final Four appearances?

WHO'S STREAKING? Which of the 64 teams has the longest winning streak coming into the tournament? Butler and Murray State had 17 on February 20, but Murray State is a team on the bubble.

Memphis won 30 or more games four years in a row ('06-'09). The Kentucky Wildcats have twice had three consecutive 30-win seasons ('47-'49) and ('96-'98). UCLA had consecutive 30-win seasons 2006-2008.

Memphis tied a NCAA record of 104 wins in three seasons ('06-'08), and set a new record with 137 wins in four seasons. Duke has a NCAA record 30-win season ten times.

Kansas has reached a 20-win season for 21 consecutive years. That's program consistency. In 2009-'10, Jim Boeheim notched his 32nd 20-win season. Salute that consistency and longevity for the Orange.

FYI---UCLA's 88-game winning streak is the longest in NCAA history. The streak began after a loss to Notre Dame and ended (in 1974) with a loss to the Irish. Notre Dame also beat top-ranked UCLA (14-0) in 1971. Beat #1 San Francisco (29-0) in 1977; and beat top-ranked DePaul (25-0) in double overtime in 1980. Getting motivated for the BIG GAME is more than luck!

WHO'S STREAKING AT HOME? At tournament time, who will have the longest home court winning streak? Kansas has 59 as of March 4, 2010,--a long way from the record 129 held by Kentucky. The Kentucky streak was stopped in a 59-58 loss to Georgia Tech on January 8, 1955.

BEST WINNING % IS NO GUARANTEE. Since 1991, the team entering the tournament with the best winning percentage has reached the Final Four only four times, and won it all just twice. The two were Duke (28-2 = .933) in 1992, and UCLA (25-2 = .926) in 1995. In 2009, Memphis was 31-3 (91.1%), but lost to Mizzou in the Sweet 16. North Carolina took the crown.

LEADING SCORER IS NO GUARANTEE. A Personal Project. Have someone find the 10 top scorers in the nation on the NCAA's website. Will any of these players be on a team that makes it to the Final Four? It has only happened twice in the last 31 years. Indiana State's Larry Bird made it to the finals in 1979, and Georgia Tech's Dennis Scott made it to the Final Four in 1990.

As of February 28, 2010, Aubrey Coleman of Houston is the leading scorer

in the nation averaging 25.9 points per game. Will anyone be challenging Coleman for the scoring title? The closest scoring title race ever was in 2003, when Ruben Douglas, New Mexico, averaged 27.964, and Henry Domercant, Eastern Illinois, averaged 27.931.

IT HAS ONLY HAPPENED ONCE. Clyde Lovellette was the nation's leading scorer in 1952 when his Kansas Jayhawks won the national championship. Will Coleman and the University of Houston even make the tournament?

A COACH'S DREAM COME TRUE: In the past 20 years, five coaches have won a championship in their first trip to the Final Four. Rollie Massimino-Villanova (1985), Steve Fisher-Michigan(1989), Jim Harrick-UCLA(1995), Tubby Smith-Kentucky(1998), Jim Calhoun-Connecticut(1999). Anyone in 2010?

Language Arts and Geography

CREATIVE FUN WITH SENSE AND NONSENSE: Schedules in the regular season might present these games. Nebraska vs. Iowa State; Notre Dame vs. Boston College; Arizona at Kansas; Missouri at Texas, etc. Allow the students to use the pairings in the tournament to have some fun and be creative by writing things that make sense or nonsense about a few of the games to demonstrate they know something about the teams, cities, states or regions. This meets State Standards for geography. For example:

When Kentucky plays Villanova, some called it the Blue Grass Wildcats vs. the Cheesesteak Wildcats. Understand these connotations?

Nebraska vs. Iowa State. "That could sure be a corny game." Or "I wonder who will get shelled in this game?"

North Carolina vs. Duke. Connected by 8 miles of Tobacco Road. Divided by 90 years of bad blood. Which team do you think will get smoked?

USC vs. Michigan State. It's the Peloponnesian War all over again as the Trojans go against the Spartans, and the Spartans won in 2009.

Arizona vs. Kansas. "Wonder if you could grow a cactus in a wheat field?"

CREATIVE FUN WITH NAMES: Look for names with which you can write creative headlines. Discuss headlines in the **TIMES UNION**.

"Mitchem and the Horned Frogs roll-on"

"Read and the Utes read visitors the riot act"

"Kitchen cooks up victory for Florida State"

"Flowers wilted under UCONN's heat"

"Syracuse boiled the Friars"

MORE FUN WITH NAMES: Scour sports page articles and make up a team with what you think are odd/funny first names. Tweety Carter-Baylor, Dogus Balbay-Texas, Gani Lawal-Georgia Tech.

VOCABULARY DEVELOPMENT: "Huggins' team plays tenacious defense. His teams are a felicitous fusion of offense and defense."

"The Tigers have a propensity for fouling too often."

“Duke is vulnerable, but the task of playing them is daunting.”
“Football stadiums provide an ersatz atmosphere for basketball”

BUSINESS LETTER WRITING: After the circle graph activity described in the math section (page 24) has been completed, turn to the English book and study how to write a business letter. Send this letter and graph(s) to the coaches at the various schools explaining the purpose of the project when the tournament has concluded. This will be appreciated, and you will receive a thank you note from some of the coaches. See graph on page 30.

INITIALS but no periods: Students have been taught that anytime you use initials you must use periods, for example, when writing the initials of their name. Then why isn't NCAA written N.C.A.A.? Your English book probably tells you that when initials become standard and recognizable, then periods are not required. Doubt that BYU will have a chance to battle UNLV in the tournament. Look for examples in the **TIMES UNION**. FBI, IBM, PTA, GOP, NBA, NRA, NFL, etc. Teams are given an RPI ranking, and if not chosen for the top 64, many will feel like it's R.I.P.

CHARACTER EDUCATION

A minister for the Baylor Bears told the athletes about their **ACTIVITY** and their **IDENTITY**. Their **activity** is who they are on the court, their persona on the field. Their **identity** is who they really are in life as a person off the court. Athletes often get into trouble because they can't separate the two. If they let the “big head” from their on-court activity carry over into their personal life, it often leads to poor judgment and irrational actions. Discuss any situations where you think this has occurred. If the players can't separate their activity and their identity, then it may be time for them to study Coach Wooden's Pyramid of Success.

From the comics, a cartoon character was fired from his job and he said, “I feel a strange disease coming on-----HUMILITY.” Maybe more athletes should be afflicted with this “strange disease”

On February 9, and May 7, 2009, DEAR ABBY addressed this very problem of teenage athletes having too much arrogance and too little humility.

Coach Roy Williams, in this most frustrating season for North Carolina, discussed the rigors of teaching the players, “It's not about the name on the **back** of the jersey, it's about the name on the **front**.”

Touted Oklahoma freshmen “Tiny” Gallon and Tommy Mason-Griffin have disappointed Coach Jeff Capel with their poor defensive effort and their lack of discipline, like being on time for things.

Coach Capel stated, “It's tough to change in two or three months a habit they've had for 18-19 years. One of the things is maybe for the first time these guys are being held accountable for stuff. That's difficult at times when they're used to kind of doing their own thing and having no repercussions for it.” Capel feels frustration over the players having “a sense of entitlement.” Seems their **identity** is negatively affecting their **activity**, and they know nothing of humility.

More woes for Oklahoma. Andrew Fitzgerald and Steven Pledger were ticketed for shoplifting in Norman, OK, on February 6th. This was just four hours after Oklahoma had upset Texas in an afternoon game. Willie Warren had a mild case of mononucleosis, and Coach Capel had suspended "Tiny" Gallon. Coach Capel quoted Coach Pat Riley, "Adversity introduces a man to himself," and then added, "These players have yet to shake hands with the reflection in the mirror." These players should check out www.athletesinaction.org

In contrast to Gallon and Mason-Griffin, Coach Scott Drew says of Ekpe Udoh of Baylor, "He's an intelligent player, and he puts the team first.

Peggy Noonan writing in THE WALL STREET JOURNAL recounted many events of 2009, stated, "There is a general sense that most of our great institutions have forgotten their essential mission. The biggest deterioration in America isn't economic but something else, something more characterological." What an interesting class discussion this will make.

Coach Frank Martin of Kansas State would probably agree with Peggy Noonan. On January 9, 2010, Martin gave Chris Merriewether a backhand slap on the arm. Martin immediately apologized, but it irritated him to do so. Martin stated, "It's a different era we live in right now. A different era than I grew up in and what my generation is used to. There is a lot of phoniness." Merriewether said, "He hit me in the arm. It wasn't really that serious."

It might be a good idea to have students research and discuss manners by looking at: www.emilypost.com. It's too bad that lessons once learned on our parents' laps are now weekend seminars.

On November 10, 2009, it was announced that five players for the Arkansas Razorbacks had been suspended from the squad before their first game on November 13th. Three players were involved in a rape complaint that did not result in charges being filed. The university did not cite the reason for the other two suspensions.

In November 2009, Minnesota's Royce White was being investigated for the theft of a laptop computer from a dorm. This came on the heels of an October incident where he was accused of shoplifting and assault.

Freshman White was Minnesota's "Mr. Basketball" in his high school senior year and was a prize recruit for the Golden Gophers. However, he was granted his release from scholarship on February 3rd, and he withdrew from the University of Minnesota. "Oh what a tangled web we weave when first we practice to deceive."

Discuss the success(Kentucky) and the lack of success(Louisville) had this year related to the "baggage" brought to their teams by the testing irregularities at Memphis with Calipari, and the restaurant tryst of Pitino. Will these coaches be able to stand before their teams and discuss character and citizenship?

Last December at the Indiana Basketball Hall of Fame banquet, Bobby Knight said, "We've gotten into this situation where integrity is really

lacking, and that's why I'm glad I'm not coaching. You see, we have a coach at Kentucky who put two schools on probation, and he's still coaching. I really don't understand that."

For the record, Coach Calipari had two schools, UMass 1996, and Memphis 2008, sanctioned by the NCAA(not put on probation), and their Final Four appearances vacated. Source: THE SPORTING NEWS, January 4, 2010, page 72. Be aware of positive and/or negative comments about Coach Calipari throughout the tournament. Can't imagine one negative comment.

What do you, your classmates and your parents think of Mr. Knight's statement? Many people thought Mr. Knight had no room to talk. However, Bobby Knight has never broken an NCAA rule, maybe some rules of etiquette, but no NCAA rules; and his players had a high graduation rate.

Secretary of Education Arne Duncan seems to agree with Bobby Knight. In a speech at a NCAA convention on January 14, 2010, Mr. Duncan challenged and criticized members by suggesting:

- "one-and-out" maybe not be allowed.
- a minimum graduation rate requirement for postseason-bound teams because scant attention is paid to academics.
(Can you say Binghamton here?)
- serious punishment for "rogue coaches" running afoul of NCAA rules.
- punishment for players running afoul of NCAA rules and/or criminal laws.

Pyramid of Success

Have a lengthy discussion of John Wooden's Pyramid of Success. See page 14. Can you frame this and hang it permanently in your classroom? Who will win the John R. Wooden Award? Check out the candidates under "News" at: www.woodenaward.com, and discuss the selection criteria. One criteria is: Candidates must exhibit strength of character, both on and off the court.

The players at Butler exhibit character "The Butler Way": Ferocious play on the court. Gentlemen off the court. They understand activity and Identity.

Mahatma Gandhi wrote you cannot be a person of outstanding character if you think you can have, "Wealth without work, pleasure without conscience, knowledge without character, commerce without morality, science without humanity, worship without sacrifice, politics without principles."

Many websites for Wooden's Pyramid of Success. www.coachwooden.com
In addition to the Wooden Award, there are other **Player of the Year** awards in college basketball:

The Associated Press
United States Basketball Writers Association
National Association of Basketball Coaches
Naismith Award
Adolph F. Rupp Trophy
Oscar Robertson Trophy

Will anyone be #1 in all six? Five of six? Four of six? If one player wins four of the six awards, you might consider him to be Player of the Year. However, some interesting discussion might evolve as students defend their selection and logic. Blake Griffin of Oklahoma was **Player of the Year** in 2009. Who will it be in 2010? Wes Johnson-Syracuse; John Wall-Kentucky; Evan Turner-Ohio State; Cole Aldridge-Kansas?

The 10 finalists for the Lowe's Senior **CLASS** award have been announced. The award recognizes achievement in the classroom, character, community service and competition. See the finalists at: www.seniorclassaward.com

Who won the CLASS award?

Concepts in Wooden's Pyramid

CONFIDENCE: "I am the nightmare," said Ekpe Udoh not understanding why an opposing team guarded him lightly allowing him to have a big game.

DETERMINATION: Freshman Skylar McBee grew up 30 miles from Knoxville and always wanted to play for the Volunteers. He turned down scholarship offers at Marshall, Winthrop and Santa Clara to be a walk-on at Tennessee hoping to play a minimal role. McBee's role became more than minimal after four players were suspended for a New Year's Day incident with the police. See page 6. McBee hit a clutch 3-pointer to help Tennessee to a 76-68 win over then #1 Kansas who was previously unbeaten. Everybody loves the underdog, the local boy beating the odds.

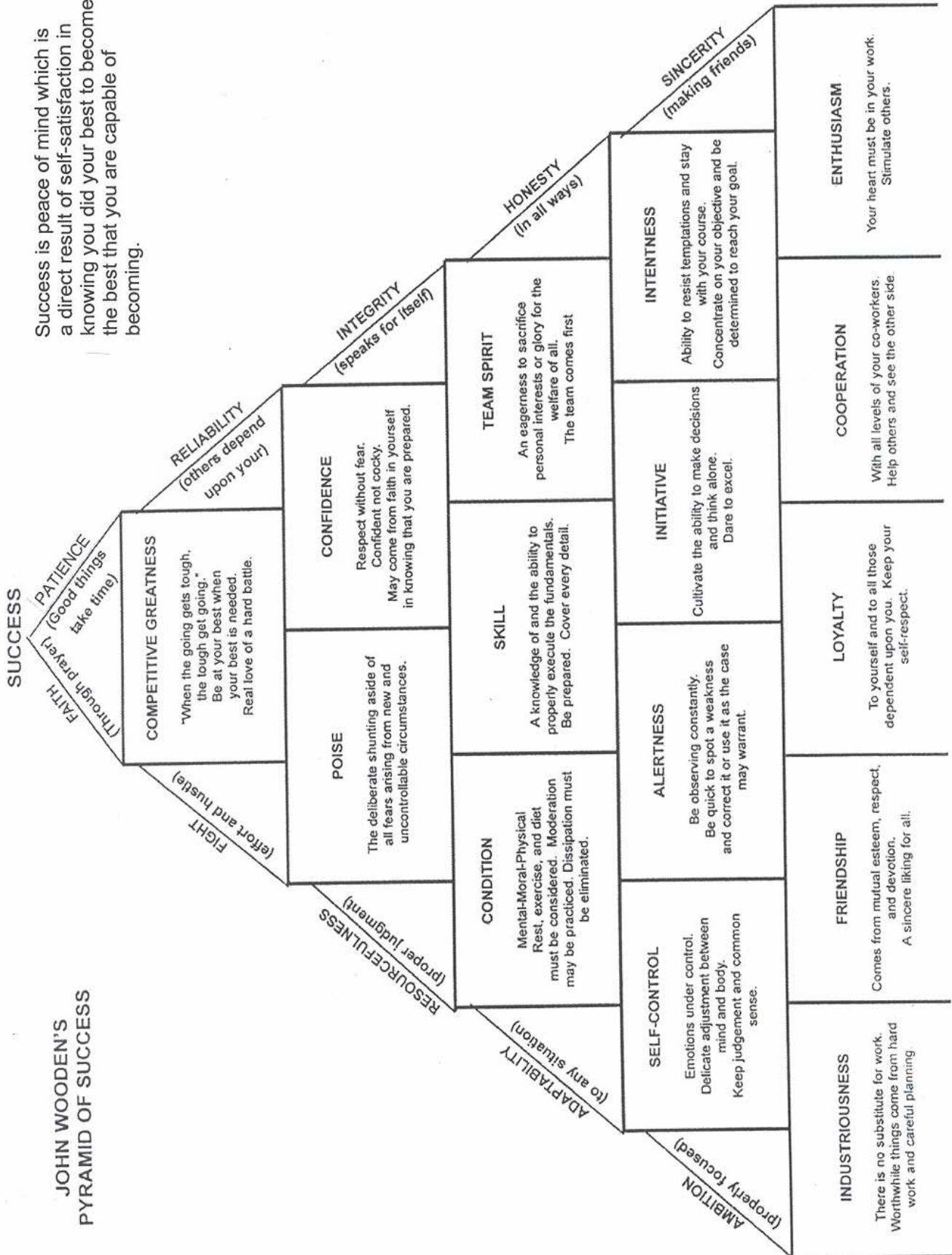
DOGGED DETERMINATION: Texas' Damion James describes himself at the "heart and soul" of the team. He leads by example and by encouraging word. James, at 6' 7", has become the Big 12's all-time leader in rebounding. Coach Barnes says, "This is a reflection of his determination and his natural nose for the ball."

INSPIRATION: Kevin Laue(rhymes with wow) is a 6-11 freshman playing at Manhattan College, but he was born with only one hand. Laue said, "Maybe me playing with one hand inspires others to try to work harder toward their goal. Or their dream."

DETERMINATION and INSPIRATION: On December 5, 2009, Evan Turner of Ohio State fell on his back after a dunk and broke his second and third lumbar vertebra. He returned to playing on January 6, a full four weeks before anyone thought he could return.

Use this space to jot a name or write about someone you know that is a good example of good **character**, **determination** and/or **inspiration**.

Success is peace of mind which is a direct result of self-satisfaction in knowing you did your best to become the best that you are capable of becoming.



A PROFOUND QUOTE: Congressman J.C. Watts, Jr. of Oklahoma said,
“Character is doing the right thing when no one is looking.”

Live your life so the preacher won't have to tell lies at your funeral.

Read the newspaper everyday to site examples of positive and negative character education. Read about some players going to Bracketville, and some to Racketville. Any examples in the **TIMES UNION**?

EXAMPLES: Before the 2009-10 basketball season began, six members of the Six members of the Binghamton, NY, team were kicked off the squad in October in what some termed a recruiting scandal. Drug sales/use and academic problems plagued the program. The players could not meet the expectations to “conduct themselves in the highest ethical manner on the field of competition, in the classroom and in the community.”

High school students may have a heated discussion related to the tryst Rick Pitino had in a Louisville restaurant in 2003 that came to light in 2009. Should Pitino have been fired? Will it be difficult for him to stand in front of his team and discuss character, responsibility and fidelity?

On August 14, 2009. Villanova's Reggie Redding was kicked off the team for the fall semester for possession of marijuana. Is he playing the 2nd semester?

In September 2009, Brady Morningstar of Kansas was dismissed from the team for the 1st semester after his arrest on suspicion of intoxicated driving. How much has he contributed to the team in the 2nd semester?

Tyshawn Taylor suffered a dislocated thumb in a fight between members of the Kansas football and basketball squads.

Ex-superstar Bill Walton made a sad commentary on college sports: “You can be a criminal, a druggie, a jerk of a person, have zero social skills, very little intellect, but, man, if you can play, there's always a spot for you.”

Perhaps the motto for your class could be the acronym **RICHER**.

Respect , Integrity, Caring, Harmony, Excellence, Responsibility

Coach Mike Krzyzewski tells his players, “What you take from anything is the responsibility of what you have done. There are no excuses.”

Sportsmanship

When does sportsmanship stop and annoyance begin? Many student cheering sections and fans are going overboard. Coaches asking students to curtail their “cheering speech” brought assertions of violations of free speech.

On January 30, 2010, the president attended the Georgetown-Duke game. A call went against Georgetown, and the students broke out with an obscene chant that was cut short when one student admonished another by saying, “Dude, the president of the United States is right there.”

The president of West Virginia University had to apologize to the president of the University of Pittsburgh for the behavior of Mountaineer fans on February 3, 2010, for throwing coins at players and coaches. Security has been increased, and the WVU president said, "Boorish and unruly behavior will not be tolerated." Discuss the meaning of **boorish** in your classroom.

A superb game between Kentucky and Mississippi State on February 16, went to overtime before Kentucky captured the victory in Starkville. A thrilling game before a record crowd was mired by fans throwing water bottles onto the floor. Of the bottle throwing incident, MSU's athletic director said, "We embarrassed ourselves on national TV."

Many contend students spewing expletives is uncivil behavior. **We hear so much about civil liberties, so little about civil responsibilities.**

COMMITMENT BUILDS CHARACTER

Look for examples of the **mettle** coaches are trying to instill in their players. Mike Krzyzewski says, "Jon Scheyer plays with a determined heart?"

COURAGE IN TEXAS: In the summer of 2007, Gary Johnson learned he had an unspecified heart condition, was disappointed at not being able to play and "At a time I felt I was facing death." He resumed playing in January 2008, and now plays with what his teammates described as "no fear tenacity". Johnson said, "I'm trying to take every minute as a **gift** to me on the court."

**Yesterday is history,
Tomorrow is a mystery,
Today is a gift.
That's why it's called: The present**

Johnson demonstrated that tenacity and gift on February 20, 2010, as he came off the bench to score 22 points and lead Texas to victory.

List some traits you would associate with character, values and standards in an individual. Ask mother, father, principal, minister, for their opinion.

List some traits you would associate with character for a team. Interview P.E. teachers and high school coaches for their opinion.

HUMAN INTEREST STORIES

Look for stories about relationships that might involve coach-coach, coach-player, teacher-pupil, mentor-apprentice, father-son, brother-brother, friend-friend.

Friend and Friend: Childhood friends Ekpe Udoh and Obi Muonelo will face off if Baylor and Oklahoma State meet in the tournament.

Coach and Coach: Coach Mark Turgeon of Texas A&M was the first Jayhawk to play in four consecutive NCAA Tournaments, 1983-1986. He said, "It will be tough facing Coach Self because I love Kansas."

Brother and Brother: How well are twin brothers, Marcus and Markieff Morris playing at Kansas? Twins David and Travis Wear at North Carolina will not make "The Dance". "We few, we happy few, we band of brothers."

Rare match up: Will coaches in the "800 Club" meet in the "Big Dance"? Mike Krzyzewski(858); Jim Boeheim(828) and Jim Calhoun(822) are in this club. Numbers are after the night of March 2, 2010.

A rare feat: On December 21, 2009, Kentucky became the first program in the nation to reach 2,000 victories with a win over Drexel. On March 2, 2010, North Carolina reached 2,000 wins, and Kansas at 1997. On what date will the Jayhawks reach the 2,000 victory milestone?

MATH ACTIVITIES ADDITION & SUBTRACTION

All the scores of the 1st and 2nd round games will be reported somewhere in the sports section of your newspaper on Monday, March 22nd. **Keep every boxscore of every game for reference and research purposes!!!!**

Devise a plan for duplicating and using the enclosed addition & subtraction activity sheet to enhance these basic skills. Let's say team "X" beats team "Y" by a score of 63 to 59, then in the "+" and "-" boxes for game #1, students will do the calculation of $63 + 59 = 122$, $63 - 59 = 4$. Move over to box #2 for the next pair of scores and calculate the sum and difference.

If you are going to time this activity, allow about 10 minutes to make the 64 calculations for 1st round games. Five minutes for 2nd round games, etc. Adjust the suggested time for the age and ability of your class. If it is not a timed activity, would you consider having students repeat the routine until they are capable of doing it with 100% accuracy?

Will Goliaths collide in the "Big Dance"?: Mike Tisdale, Illinois; John Riek, Mississippi State; Hassan Whiteside, UA-Birmingham; Jeff Foote, Cornell; Brian Zoubek, Duke; Tyler Zeller, North Carolina; Brian Okam & Harnady Ndiaye-Rutgers and Max Zhang, California, are 7-footers. Zhang is 7-3.

DETERMINING THE MEAN

There will be 15 games played in each region to determine the Final Four. Have the students add to determine the total number of points in each game, and then the total number of points scored in each round. For each region, the students would be adding to determine the points scored first in eight(8) games, then four(4) games, then two(2) games, then one(1) game. Obtain a grand total for each region. Divide by 15 to determine the average points per game rounded-off to tenths place. Do you want to determine the average points per round for each of the four regions?

You might choose to have a few students subtract to determine the margin of victory for each game. Calculate the average margin of victory for each round and each region to see which round and region had the most close and exciting games. Round-off to tenths or hundredths place.

March Mania

Addition and Subtraction Exercise

1. +	-	2. +	-	3. +	-	4. +	-
5. +	-	6. +	-	7. +	-	8. +	-
9. +	-	10. +	-	11. +	-	12. +	-
13. +	-	14. +	-	15. +	-	16. +	-
17. +	-	18. +	-	19. +	-	20. +	-
21. +	-	22. +	-	23. +	-	24. +	-
25. +	-	26. +	-	27. +	-	28. +	-
29. +	-	30. +	-	31. +	-	32. +	-

GIVE IT YOUR BEST SHOT

FINAL FOUR FRIVOLITY

1. What has been the average margin of victory for the teams in the four games leading up to the **Final Four**? In 2009 it was:

Michigan State	(20 + 7 + 39 + 2)	divided by 4 = 6.75 points
UConn	(56 + 26 + 12 + 7)	divided by 4 = 25.25 points
North Carolina	(43 + 14 + 21 + 12)	divided by 4 = 22.50 points
Villanova	(13 + 20 + 23 + 2)	divided by 4 = 14.50 points

2. The eight **Sweet 16** games in 2007 were decided by a total of 37 points. That's the lowest total margin of victory since this bracketing format was adopted in 1985. In 2009 it was: $23 + 13 + 12 + 11 + 39 + 21 + 5 + 5 = 129$
What will be the total margin of victory for the eight games in the **Sweet 16** round in 2010?

3. What is the combined winning percentage of the **Final Four** teams for 2010?
. _ _ _ In 2009, the four teams were 123 - 21 for a percentage of .854.

The tournament was expanded to a field of 64 in 1985. Since that year, the best combined winning percentage was .941 when the **Final Four** teams were 143 - 9 in 2008. The worst combined winning percentage was in 2000 when the four teams were 102 - 40 for a percentage of .718.

4. What is the combined seed total of the **Final Four** teams in 2010? In 2009 the Final Four seed total was 7. The year of 2008 was the first time ever that all #1 seeds made it to the Final Four, so that reflects perfect judgment in the seeding. $\#1 + \#1 + \#1 + \#1 = 4$. The worst seed totals for the **Final Four** teams were 22 in 2000 and 21 in 1980.
5. Use your imagination and attendance figures for some engaging math lessons. Do addition, subtraction, rounding-off or place value practice.

NUMBER ONE SEEDS ARE MORE THAN AVERAGE

In 2009, the four #1 seeds in each region in Round 1 had a margin of victory that averaged 32.25 points. $(20 + 56 + 10 + 43 = 129)$ divided by 4 = 32.25.

#1 seeds in Round 2 came out victorious by an average margin of 13.75.

Louisville, UConn, Pittsburg and North Carolina won again in Round #3, with an average margin of 19.25 points. Round #3 was easier than Round #2, but only because Louisville had a 39 point "cake walk" over Arizona.

How will the margin of victory average for the #1 seeds in Rounds 1 and 2 compare in 2010? Will there be any "topseed-turvy" as a #1 goes down in Round 2 or 3?

Marginally Speaking: North Carolina's average margin of victory in the six games leading to the championship in 2009 was 20.17 points per game.

What will the average margin of victory be for the champion in 2010?
Below are NCAA records for the largest average margin of victory.

<u>Year</u>	<u>Team</u>	<u>Points Margin</u>	<u>Average Margin</u>
1996	Kentucky	129	21.5
2009	No. Carolina	121	20.2
1990	UNLV	112	18.7
2001	Duke	100	16.7
2006	Florida	96	16.0

A 16th seed has never beaten a #1 seed in tournament history(0-100), but there have been some close calls.

1989: Georgetown	50, Princeton	49
1989: Oklahoma	72, E. Tennessee State	71
1996: Purdue	73, Western Carolina	71
1985: Michigan	59, Fairleigh Dickinson	55
1990: Michigan State	75, Murray State	71 (OT)

What is the closest a #16 will come to victory in 2010? Must a #16 seed feel like a modern day Sisyphus? A General Custer?

SOME LOWER SEEDS WILL RISE

or

THE BIG DOGS AND UNDERDOGS

LOWER SEEDS WIN: Count on it. Since 1985, a 12-seed has beaten a 5-seed every year except 1988, 2000 and 2007. Will it happen in 2010?

In the 2001, NCAA Tournament, 13 lower-seeded teams scored 1st round victories--the most since the tournament expanded in 1985. 13 divided by 64 = 20%. What's this percentage? Five lower-seeds scored 1st round victories in 2007. What's this percentage? Eight lower-seeds scored 1st round victories in 2008. What's this percentage? Ten lower-seeds scored 1st round victories in 2009. What will it be in **Round 1** 2010?

CAN #1 BEAT THE ODDS? Since Indiana went undefeated in 1976, only five teams ranked #1 in the Associated Press(AP) poll at **season's end** won the tournament. Kentucky(1978) North Carolina(1982) Duke(1992, 2001), UCLA(1995). Louisville didn't beat the odds in 2009? If Kansas maintains their #1 ranking, fans will be hoping the Jayhawks don't jaywalk.

For 2009-10, maybe Kansas is jinxed from the beginning. The preseason AP poll ranked Kansas #1, and they held this ranking for the first eight weeks of the season. In the 30 seasons the AP has had a preseason ranking, its #1 team ended up the champion only seven times. Florida was not doomed in 2007. North Carolina was doomed in 2008, but the Tar Heels survived in 2009. Answer this during or at tournament's end.

CAN #1 SEEDS CONTINUE THE STRING? The 1980 and 2006 tournaments are the only years in which a #1 seed in the brackets **did not** make it to the Final Four. In 2008, all four #1 seeds made it to the Final Four. This had never happened before. Two #1 seeds made it to the Final Four in 2009. UConn and NC. How many #1 seeds made it to the Final Four in 2010?

The Kansas-Memphis game in 2008, was only the 6th time that two #1 seeds have faced each other for the title. Others were North Carolina vs. Georgetown-1982; North Carolina vs. Michigan-1993; UConn vs. Duke-1999; North Carolina vs. Illinois-2005; Florida vs. Ohio State-2007.

NCAA Tournament reflects a “Cinderella Nation”

This sport in this nation reveals a lot about our national DNA. Each team dreams that it is equal, and each team controls its own destiny. The rules are simple---win and move on, lose and go home. The quintessential American dream is of the underdog becoming a Cinderella and capturing glory. It is this dream that makes us who we are.

WHO WILL BE THE CINDERELLA TEAM(S) IN 2010? A Cinderella is a 12th seed or below that gets to the Sweet 16 before the clock strikes midnight.

One double-digit seed advanced to the Sweet 16 in 2009. That was 12th seed Arizona. Many fans contended that Arizona had been to the tournament so many times they should not be considered a Cinderella. Will someone wear the “**Glass Slipper**” in 2010?

A double-digit seed rarely reaches the Final Four. 11th-seeded LSU did it in 1986, and 11th seeded George Mason did it in 2006.

MOST IMPROVED

Which of the 64 teams has the most improved record over 2008-2009? Missouri was the most improved by .0006 in 2009. Possible candidates on February 28, were: Georgia Tech from 12-19 to 17-9; and Coastal Carolina from 11-20 (.354) to 27-5(.844); an improvement of .490. Great decimal lessons!!

Suggestion---Divide the class into 8 groups and let each group research 8 teams for their 2008-09 record. Have them calculate the winning percentages of both years for those teams coming into this year’s tournament.

www.ncaa.org On the left side, click on statistics & records, Click on men’s basketball under Winter Sports. Click on Individual and Team National Statistics Ranking. Then select Division I from the drop-down menu. Select Latest Reporting Week from the drop-down. Select the statistical category desired from the drop-downs. Also, www.sportingnews.com

REALLY DIGGING DECIMALS: Designate a few students or the whole class to research and “dig” for information related to **career** won-loss record for a few coaches or each coach in the tournament, and calculate their **career** winning percentage. Find this information as stated above at: Archived Team-by-Team Final Statistics; then add this year’s won-loss record. What will be the winning percentage for each coach on March 15th?

Tumultuous Ticket Take: The seating capacity of Lucas Oil Stadium is approximately 63,000. Calculate the number of tickets allotted to each group. Have students illustrate these percentages with a circle/pie graph.

Participating schools	38.6%
Public via a lottery	22.8%
CBS & corporate partners	4.8%
Local organizing committees	10.0%
NCAA officials	8.4%
Division I athletics directors	7.9%
Coaches	7.5%

Source: NCAA and based on ticket distribution percentages from 2009.

CHECKING THEIR MILEAGE

Randomly pick some teams and calculate how many miles they will travel in the course of the tournament. Objective: Read scale. Learn to read ruler to 1/16th inch. Multiply and divide fractions and/or decimals. State Standards

IT IS INTENDED THE STUDENTS LEARN TO USE THE SCALE OF MILES ON THE MAP TO CALCULATE THE MILEAGE. NOT INTENDED TO BE A REFERENCE QUESTION WHERE THEY GO TO AN ATLAS OR AN INTERNET SOURCE FOR THE ANSWER.

Sixth to 12th graders that can measure to the 1/16th of an inch and divide fractions and/or decimals, should only be given about 10 miles leeway. 4th and 5th graders or other students who have to use the edge of a paper marked with the scale of miles may be given 40-50 miles.

SNOOPING FOR STATISTICS

No one is expected to become a statistician, but perusing the newspaper before and after a game for facts, statistics and trivia about a favorite team can be interesting. The Division I record for worst shooting in a half is 9.1%.

The single game best shooting record is 83.3% by Maryland against South Carolina in 1971. Will any team do worse or better than this? Probably not, but what will be the worst and best for the tournament?

How are the tournament teams or your favorite team stacking up against the NCAA average for field-goal shooting? The averages for the past 15 years ranged between 43.5% and 45.2%. As of Feb. 28, Syracuse was leading the nation with the F-G percentage of 51.8%. Murray State was 2nd, at 50.9%.

WHO'S STREAKIN' making FIELD GOALS?

Dinma Okiakosa, Illinois State, led the nation in field-goal percentage at 62.5% on Feb. 28th, Adrian Hodzic of Lipscomb is 2nd at 60.0%. Of the players in the tournament, who will be the field-goal percentage leader after the: 1st round?--2nd round?--Sweet 16?--Elite Eight?--Entire tournament?

VMI is averaging 89.1 ppg, but they may not see post season action. Villanova is 2nd at 83.6, as of Feb 28, 2010. What did the national championship team average on the season? For the tournament?

WHO'S STREAKIN' from the FREE-THROW LINE? Through games of Feb. 28, 2010, seven Division I players were shooting 90% or better from the F-T line. Donald Sims, Appalachia State is 1st, at 151-159 or 95.0%. Jerome Randle, California is 2nd, at 108-117 or 92.3%. At this time in 2009, only three players were shooting +90%.

Have someone chart the highest team/individual percentage of F-T shooting in the tournament. Stanford's Arthur Lee holds the tournament record by making all 35 of his F-Ts in 1998.

In 2009, Villanova was one free-throw away from establishing a new NCAA Tournament record. The team had made their first 21, but Reggie Redding missed the first of two shots. He made the second F-T and the team was 22-23. Fordham was 22-22 against South Carolina in 1971.

In the week of Feb. 28, 2010, BYU is the nation's leader in F-T percentage at 77.6%. Indiana State is in 2nd place at 77.4%

Can you have a small group of "student statisticians" dissect every boxscore in the tournament to determine: Who made the most free-throws? Of the Final Four teams, which **player & team** have the best F-T%?

CONTRARY TO FORM: How many games will be decided by one or both teams playing contrary to form? Will one get hot at the line while the other goes cold? In 2009, Michigan State had a 68.8 F-T shooting record for the season. However, they shot contrary to form in the Sweet 16 game against Kansas by hitting 16 of 17 for 94.1%.

CONTRARY TO FORM: In the Elite Eight round in 2009, #3 Villanova beat #1 Pittsburgh by being better than form. The Wildcats had a 75% F-T team average on the season, but were 22-23(96%) from the line for a 78-76 victory. Pittsburgh was 21-29 from the line.

CALCULATING PERCENTAGES or REDUCING FRACTIONS: Here are some figures of free-throw shooting in Round 1 of 2009. Determine these F-T %: 13-15, 19-28, 12-16, 12-18, 4-6, 6-10, 14-18, 5-10, 17-25, 5-11, 8-15.

Fourth, fifth and some sixth grade students will not know the concept of figuring percentages. No problem, but let's make problems anyway. Write the free-throws **made** and **attempted** as common fractions reduced to lowest terms when possible. $12/16 = 3/4$, $12/18 = 2/3$, $27/30 = 9/10$, $15/21 = 5/7$, etc. When fractions can't be reduced, have the students write the same fraction on the right side of the equation anyway so you know they know it can't be reduced. $17/25 = 17/25$

WHO'S STREAKIN' from beyond the ARC? On January 19, 2008, Dre Smith of George Mason set a NCAA record by making 10 3-pointers without a miss. Smith broke a record of nine(9) in a row held by three players. Will anyone be close to this in the "Big Dance"?

Curry, of Davidson, finished the 2007-'08 season with 162 3-pointers, establishing a new NCAA record. #2 on the list is Darrin Fitzgerald, Butler('86-'87)158; #3 Freddie Bands, UNLV('86-'87) 152; #4 David Holston, Chicago State(2008-'09) 147; #5 Randy Rutherford, Oklahoma State ('94-'95) 146.

Leading 3-point shooter as of February 28, 2010, were Donald Sims of Appalachian State, at 102, and Gerald McLemore of Maine at 100. Curry's record is certainly safe, it's doubtful that anyone will be breaking into this Top 5 ranking this season.

As of February 28, 2010, Utah State led the nation in 3-point accuracy shooting at 42.3%. Cornell is second at 41.9%.

On February 28, Jared Stohl, Portland was leading the nation in 3-point percentage at 48.7%,(91-187) and Blake Hoffarber, Minnesota, was 2nd at 48.3%(73-151).

At the “Big Dance” in 2008, Western Kentucky and Drake combined to make 30 3-pointers, breaking a two-team record of 29 set by Louisville and West Virginia in 2005. Which two teams will make the most 3-pointers in a game in 2010?

MORE SNOOPING: Duke’s Christian Laettner is the all-time NCAA Division I Tournament scoring leader with 407 pts. Is anyone close to him in 2010? He also holds the tournament record for games—23, and free-throws—142.

Four players have scored 40 or more points in the tournament. Bill Walton, UCLA had 44 in the championship game in 1973. Gail Goodrich, UCLA had 42 in 1965. Jack Givens, Kentucky had 41 in 1978. Stephen Curry, Davidson, had 40 in 2008. Will anyone reach the 40-point mark in 2010?

DEFENSIVE SNOOPING: As of Feb. 28, 2010 Princeton was the best defensive team in the nation allowing an average of 52.6 points per game. Northern Iowa was 2nd, with 55.3; and USC 3rd allowing 56.1.ppg.

The best defensive team is holding their opponent(s) to what field-goal shooting percentage? You will find that most of the time the losing team will have a F-G shooting percentage of 40% or less. Syracuse is holding their opponents to a 39.1 shooting percentage. Don’t allow **confusion** to reign over averages and percentages.

CIRCLE GRAPHS

Allow the students to select a game in each round for which they would like to construct a circle graph. Consult your math book for help with this assignment. A problem arises when many students will want to graph the game of the most popular teams. How to resolve this situation!!!

Number the brackets for each game of the tournament. Your numbers will run from 1 - 63. Assign each student a number or game for which to construct a circle graph. Depending on the size of your class, most students will do two graphs and a few students will have to do three.

After consulting your math book, you might let the students make a simple graph of scoring by quarters of the pros before trying to make a more difficult graph of scoring by college players with many segments in it.

For classroom consistency, construct your graphs with the first segment beginning with the radius line running to “9 O’clock”, and always list the players in alphabetical order. See the enclosed circle graph on page 30.

Building your Map Legend

Using the pairings as they are reported in the **AUSTIN TIMES UNION** on Monday, March 15th, place 64 basketballs (color them orange) on the wall map to show the location of the home city of each team. Color **before** peeling them off!!! Label paper is creased on back. Color suggestions are optional.

It will be necessary to have THE WORLD ALMANAC-2010, pages 397-412, and a United States atlas to locate the city of each tournament team.

Paste 32 stars(green) over the basketballs to indicate the first round winners.

Over the stars, stick on 16 hearts(red) for the teams going to the Sweet 16.

Eight(8) smile faces(yellow) for those advancing to the Elite Eight.

Use the four(4) spotlights(pink) to denote the teams advancing to the Final Four.

Two(2) diamonds(blue) for the finalist?

One(1) crown(gold) for the “King of the Big Dance”. Get a crown from Hallmark!!!


PHOTOGRAPH the map at the conclusion of the project. Perhaps you have gone all out and really decorated with extra basketball amenities. Send the photograph to Mr. Stapleton at the **TIMES UNION**.

DETERMINE THE BASKETBALL CENTER OF THE UNITED STATES

Have three or four students calculate the median center of the 64 basketball teams. The median center is determined by drawing two perpendicular and intersecting lines on the map.

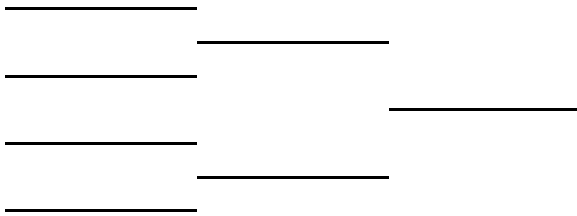
Draw a horizontal line where 32 teams are north and south of the line.
Draw a vertical line where 32 teams are east and west of the line. The intersecting lines mark the median center for the contiguous United States. Want to do this again for the **Sweet 16**?

It may be difficult to decide if some cities belong north-south or east-west of the line, and you will have to determine their latitude and longitude. Consult THE WORLD ALMANAC-2010, pages 700-702 or go to www.hometownlocator.com. Albany is located at the coordinates of 42.39 degrees N. latitude and 73.45 degrees W. longitude on the Hudson River.



GRAB THE ATTENTION OF THE WHOLE SCHOOL


MAIN HALL DISPLAY: Obtain a piece of Kraft brown butcher paper eight(8) ft. long. Begin marking the paper along the left side at 1 1/2 inch intervals. The 64th mark will have you at the bottom of the paper.(Hope you measured correctly.) Make the lines to form the brackets five(5) inches long.



Use your computer to write the individual name of the 64 teams with letters that are 5/8" to 3/4" high when the pairing appear on Monday, March 15th in the **TIMES UNION**. Cut out the individual names and paste them in the proper brackets.

You are now ready to mount the paper on the wall in some prominent spot in the school to be observed by all. Tape it heavily, and support it from the ceiling, too, to keep it from falling.

If you don't want it 8 ft. long, cut it into fourths and make the brackets facing each other the way your newspaper has it printed.



“Greg Stapleton, this office copier is for the N.C.A.A. Tournament and Syracuse & Cornell basketball pool material only.”

U. S. GEOGRAPHIC REGIONS, HISTORY and ART

When traveling to the game destination, a sports writer described the countryside as a drive, “past lolling cattle and bobbing oil pumps.” Do some research and find a picture or make a drawing(s) to represent each team’s city or state. Longhorns-Texas, state capitol & Hudson River-Albany, corn-Illinois.



Don't limit it to one piece of art work. Have several drawings to represent each city or state just the way the new quarters represent a state.

UNITED STATES GEOGRAPHY, HISTORY and TRIVIA

ATTENTION!!! Preview the **U.S.A., N.C.A.A. and the TIMES UNION** activity on the following page before assigning it. Determine in advance if you are going to accept 50%, 60%, 70% or 80% accuracy on this research assignment. No one will expect 100% accuracy on this exercise as students are woefully inadequate using an encyclopedia. The age and ability of your class should be considered in making this determination.

OBJECTIVE: Using an encyclopedia and developing research skills that will help students comply with state standards of learning. Have Fun!



U.S.A., N.C.A.A. and the TIMES UNION

Match the cities with the hints given to identify them.
Assign and complete during week of March 15, 2010

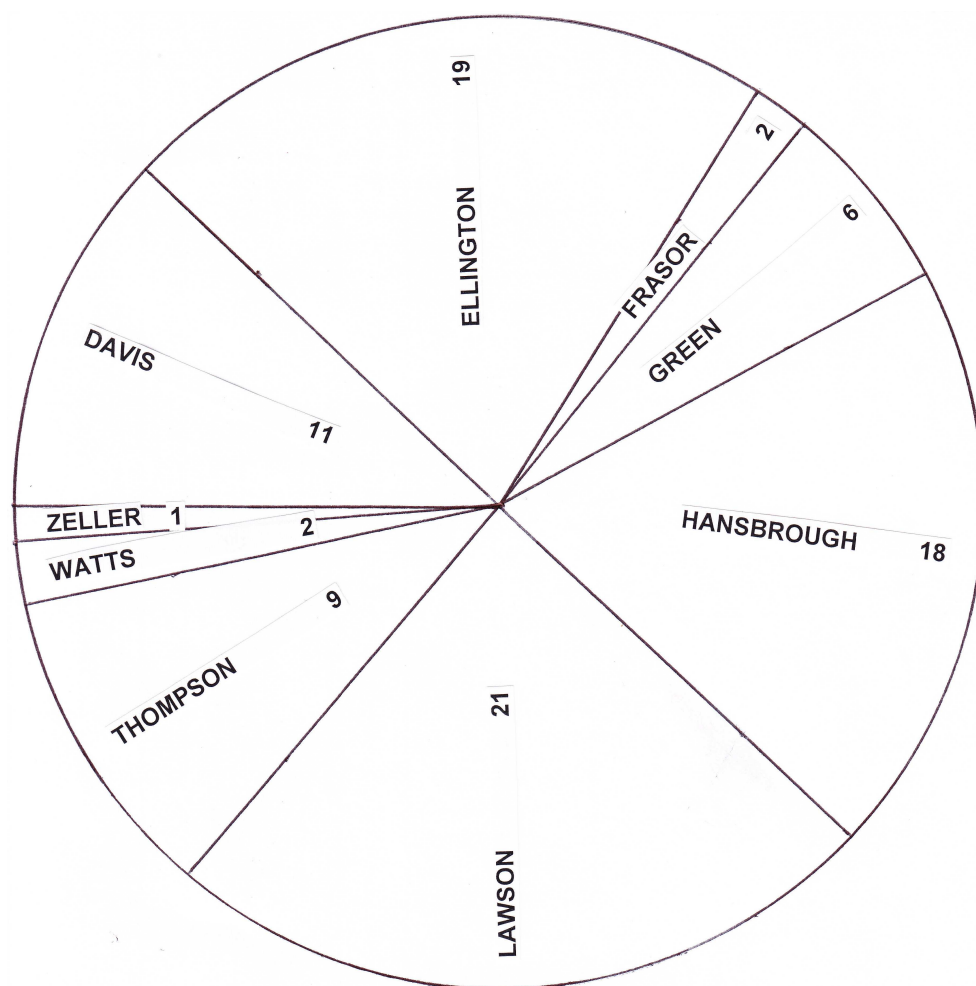
- ___ Replicas of working oil wells on my capitol grounds
- ___ I'm famous for beer. What's the name of MLB team?
- ___ Inundated by Hurricane Katrina
- ___ I'm the state capital east of the Mississippi River
- ___ I'm the state capital west of the Mississippi River
- ___ My state has the most southern point in the U.S.A.
- ___ President William McKinley assassinated here
- ___ Will be a lot of partying going on in Bricktown
- ___ Will be a lot of partying going on in the Vieux Carre
- ___ Will be a lot of wings eaten at the Anchor Bar
- ___ Beautiful Mt. Rainier is in my state
- ___ Beautiful Mt. Whitney is in my state
- ___ My state is orange growing leader for juice
- ___ My state is orange growing leader for table fruit
- ___ I'm located on Lake Erie
- ___ I'm located on Lake Michigan
- 1. Buffalo, NY ___ I'm in the rain shadow of the Cascade Mountains
- ___ Brown University is here
- 2. Jacksonville, FL ___ National Cowboy & Western Heritage Museum
- ___ largest city in land area in the United States
- 3. Milwaukee, WI ___ Great land rush of 1889 in my state
- ___ Highest elevation of these eight cities
- 4. New Orleans, LA ___ "The Breakers" and other beautiful homes in Newport
- ___ My state is the leading cranberry producing state
- 5. Oklahoma City, OK ___ Infamous Murrah Federal Building in my city
- ___ I'm a part of Silicon Valley
- 6. Providence, RI ___ My state is leading milk/dairy producer in the nation
- ___ My state is 2nd leading milk/dairy producing state
- 7. San Jose, CA ___ Founded by Roger Williams in 1636
- ___ A lot of wild rice harvested in my state
- 8. Spokane, WA ___ I'm located near the Okefenokee Swamp
- ___ Gold rush of 1849 terminated in my state
- ___ "Grapes of Wrath" told of people fleeing my state
- ___ "Grapes of Wrath" told of people coming to my state
- ___ My state leads nations in the growth of hops
- ___ La Salle named my state after a French king
- ___ I'm bisected by the St. Johns River
- ___ Grand Coulee, largest dam in the U.S. in my state
- ___ I'm very near Niagara Falls
- ___ My nickname is the "Crescent City"
- ___ Erie Canal terminated here
- ___ ASA National Softball Hall of Fame
- ___ located at 30 degrees N. Lat. & 90 degrees W. long.
- ___ located at 30 degrees N. Lat. & 82 degrees W. long.
- ___ located at 35 degrees N. Lat. & 98 degrees W. long.
- ___ located at 37 degrees N. Lat. & 122 degrees W. long.
- ___ located at 42 degrees N. Lat. & 71 degrees W. long.
- ___ located at 43 degrees N. Lat. & 74 degrees W. long.
- ___ located at 43 degrees N. Lat. & 88 degrees W. long.
- ___ located at 48 degrees N. Lat. & 117 degrees W. long.

U.S.A., N.C.A.A. and the TIMES UNION

Match the cities with the hints given to identify them.
Assign and complete during week of March 15, 2010

- 1. Buffalo, NY
 - _5_Replicas of working oil wells on my capitol grounds
 - _3_I'm famous for beer. What's the name of MLB team?
 - _4_Inundated by Hurricane Katrina
 - _6_I'm the state capital east of the Mississippi River
 - _5_I'm the state capital west of the Mississippi River
 - _2_My state has the most southern point in the U.S.A.
 - _1_President William McKinley assassinated here
 - _5_Will be a lot of partying going on in Bricktown
 - _4_Will be a lot of partying going on in the Vieux Carre
 - _1_Will be a lot of wings eaten at the Anchor Bar
 - _8_Beautiful Mt. Rainier is in my state
 - _7_Beautiful Mt. Whitney is in my state
 - _2_My state is orange growing leader for juice
 - _7_My state is orange growing leader for table fruit
 - _1_I'm located on Lake Erie
 - _3_I'm located on Lake Michigan
 - _8_I'm in the rain shadow of the Cascade Mountains
 - _6_Brown University is here
- 2. Jacksonville, FL
 - _5_National Cowboy & Western Heritage Museum
 - _2_largest city in land area in the United States
- 3. Milwaukee, WI
 - _5_Great land rush of 1889 in my state
 - _8_Highest elevation of these eight cities
- 4. New Orleans, LA
 - _6_ "The Breakers" and other beautiful homes in Newport
 - _3_My state is the leading cranberry producing state
- 5. Oklahoma City, OK
 - _5_Infamous Murrah Federal Building in my city
 - _7_I'm a part of Silicon Valley
- 6. Providence, RI
 - _7_My state is leading milk/dairy producer in the nation
 - _3_My state is 2nd leading milk/dairy producing state
- 7. San Jose, CA
 - _6_Founded by Roger Williams in 1636
 - _3_A lot of wild rice harvested in my state
- 8. Spokane, WA
 - _2_I'm located near the Okefenokee Swamp
 - _7_Gold rush of 1849 terminated in my state
 - _5_ "Grapes of Wrath" told of people fleeing my state
 - _7_ "Grapes of Wrath" told of people coming to my state
 - _8_My state leads nations in the growth of hops
 - _4_La Salle named my state after a French king
 - _2_I'm bisected by the St. Johns River
 - _8_Grand Coulee, largest dam in the U.S. in my state
 - _1_I'm very near Niagara Falls
 - _4_My nickname is the "Crescent City"
 - _1_Erie Canal terminated here
 - _5_ASA National Softball Hall of Fame
 - _4_located at 30 degrees N. Lat. & 90 degrees W. long.
 - _2_located at 30 degrees N. Lat. & 82 degrees W. long.
 - _5_located at 35 degrees N. Lat. & 98 degrees W. long.
 - _7_located at 37 degrees N. Lat. & 122 degrees W. long.
 - _6_located at 42 degrees N. Lat. & 71 degrees W. long.
 - _1_located at 43 degrees N. Lat. & 74 degrees W. long.
 - _3_located at 43 degrees N. Lat. & 88 degrees W. long.
 - _8_located at 48 degrees N. Lat. & 117 degrees W. long.

Tarred and Feathered



NORTH CAROLINA ----- 89

MICHIGAN STATE----- 72

DAVIS	11
ELLINGTON	19
FRASOR	2
GREEN	6
HANSBROUGH	18
LAWSON	21
THOMPSON	9
WATTS	2
ZELLER	1

ALLEN	3
DAHLMAN	2
GREEN	7
LUCAS	14
LUCIOUS	6
MORGAN	4
ROE	2
SUMMERS	13
SUTON	17
THORNTON	2
WALTON	2

This circle graph reflects the scoring of the players for the North Carolina Tar Heels in the NCAA finals of 2009, against the Michigan State Spartans. Have students consult their math book to understand how the graph for North Carolina is constructed. Now, have your students make one illustrating the players' scoring for Michigan State.

NCAA TOURNAMENT TEAMS-2009

Outlining and Classification

I. MAMMALS

- A. Felines
 - 1. Wildcats
 - 2. Tigers
 - 3. Cougars
 - 4. Panthers
- B. Canines
 - 1. Bulldogs
 - 2. Huskies
- C. Other animals
 - 1. Badgers
 - 2. Bruins
 - 3. Bears
 - 4. Bearcats
 - 5. Longhorns
 - 6. Wolverines
 - 7. Bison
 - 8. Rams

II. BIRDS/ORNITHOLOGY

- A. Eagles(Golden)
- B. Eagles
- C. Jayhawks
- D. Owls
- E. Cardinals
- F. Mocs(Mockingbird)

III. REPTILES

- A. Terrapins

IV. HISTORICAL CONNOTATIONS

- A. Tar Heels
- B. Sooners
- C. Spartans
- D. Trojans
- E. Vikings
- F. Flyers
- G. Titans
- H. Colonials
- I. Volunteers
- J. Jayhawks

V. ETHNIC GROUPS

- A. Seminoles
- B. Illini
- C. Utes

VI. OCCUPATIONS

- A. Mountaineers
- B. Boilermakers
- C. Aggies
- D. Lumberjacks
- E. Saints
- F. Matadors
- G. Buccaneers
- H. Cowboys

VII. COLORFUL NAMES

- A. Golden Gophers
- B. Blue Devils
- C. Big Red
- D. Golden Bears
- E. Orange

VIII. POTPOURRI

- A. Highlanders
- B. Buckeyes
- C. Hilltoppers
- D. Sun Devils
- E. Zips
- F. Demon Deacons

The NCAA has reported that of the 341 Division I basketball teams, the most popular team names are:

Bulldogs	14
Tigers	13
Wildcats	9
Eagles	8
Panthers	8